



COMMUNICATIONS RECEIVER

IC-R8500



Icom Inc.

Discover a world of information and intrigue.

Icom "next generation" technology brings you super wide band, all mode coverage from *HF to 2 GHz*, including shortwave and VHF/UHF, while maintaining a constant receive sensitivity. The IC-R8500 is not simply a scanner—it's a professional quality communications receiver with versatile features from high speed scanning to computer control.



COMMUNICATIONS RECEIVER

IC-R8500

Wide frequency coverage

The IC-R8500 covers a wide frequency range continuously from 0.1 to 2000 MHz,* with 10 Hz resolution, while maintaining a high receive sensitivity. You can be sure that if there are any communications or broadcasts out there, you'll be able to hear them with a minimum of interference from other signals.

*Some versions have restricted coverage. Refer to the specifications for details.

All mode capability

Radio signals are transmitted in a variety of modes. The IC-R8500's all mode capability allows you to receive signals in many different modes, from the world over. SSB (USB, LSB), CW, AM, FM and WFM are included, and, several 'specialty' modes, CW narrow,* AM wide, AM narrow and FM narrow are available to receive a variety of signals that require a matched passband width.

When the IC-R8500 connected to a PC equipped with a dedicated software, it allows you to watch amateur SSTV or receive RTTY on your screen.

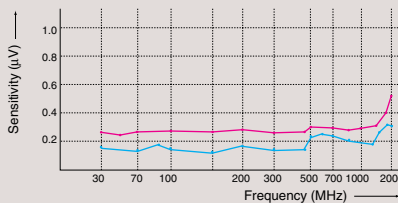
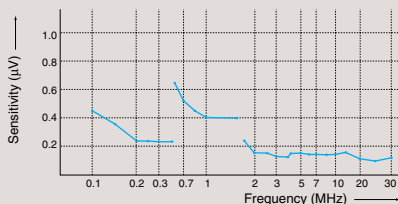
*Optional filter FL-52A is required.

Superior receive characteristics

The IC-R8500 has superb high receive sensitivity over its entire range, and the built-in, high quality crystal (TCXO) provides good frequency stability of less than ± 100 Hz below 30 MHz; less than ± 3 ppm above 30 MHz. The crystal is the reference for the PLL and DDS circuits to achieve these specifications.

Sensitivity characteristics

(values are typical and not guaranteed)



— SSB (for 10 dB SN)
— FM (for 12 dB SINAD)

Convenient features for receive

IF shift and APF (audio peak filter) functions are built-in—a first for a receiver in this class. IF shift is used to reduce interference from nearby signals. It does so by adjusting the center frequency of the IF filter. APF is used to reduce interference from signals superimposed

over a desired signal by adjusting the center frequency of the audio filter. The APF is especially useful when receiving CW, but is also useful in other modes as a tone control.

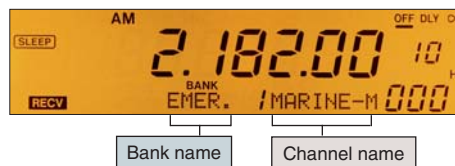
In addition, a noise blanker, RF attenuator and selectable AGC functions, clarify desired signals when experiencing various forms of interference. A digital AFC function tunes the receiver to the center of FM or WFM signals.

Ample memory channels

The IC-R8500 has 1000 memory channels providing versatile operating possibilities. Each memory channel can store a frequency, mode (including passband width) and tuning step, etc.

To facilitate efficient use of the memory channels, they are divided into 20 banks of 40 channels each plus an auto memory write area of 100 channels and a skip area of 100 channels. Alphanumeric names can be assigned to the channels (up to 8 characters) and banks (up to 5 characters) for easy recognition.

In addition, there are 20 scan edge memory channels to store 10 sets of frequencies for programmed scan plus 1 priority channel for priority scan. And, the number of channels in each bank is user-assignable.



Memory editing capabilities include a memory copy and paste function for easy transferring of data from channel to channel.

RS-232C interface

An RS-232C serial port is located on the rear panel of the receiver for direct connection to a personal computer. Icom's CI-V data communications format allows you to control and monitor many receiver functions from your PC, as well as to read data or levels in the receiver, such as AF gain, squelch level, re-

ceived signal strength, as well as receive frequency, channel names and many others.

Versatile scanning functions

For basic scanning, memory, priority and program scans are available. And, for more advanced needs, select, skip, auto write, and mode select scans can be selected.

The IC-R8500 scans very quickly and the speed is continuously adjustable up to 40 channels per second (in both memory and programmed scans) with a continuously adjustable delay time. Also, VSC (voice scan control) provides efficient scanning by skipping unmodulated signals. Customize the scan behavior to suit your needs.

Various tuning steps

Two methods of frequency entry are available: using the tuning dial or direct frequency entry from the keypad. Use the method that best suits the situation. Numerous tuning steps are available for operating a wide variety of stations. They are 10, 50, 100 Hz, 1, 2.5, 5, 9, 10, 12.5, 20, 25, 100 kHz and 1 MHz.

In addition, a programmable tuning step is available. The programmable tuning step can be set (independently for each memory channel) to a value between 0.5 to 199.5 kHz, in 0.5 kHz steps.

Additional outstanding features

- 3 antenna connectors are provided: an SO-239 type and a phono (RCA) connector for below 30 MHz; a type-N connector for above 30 MHz
- S-meter squelch allows you to receive only those signals stronger than a pre-set level
- Easy-to-read analog S-meter and center frequency indicator
- Voice synthesizer (optional UT-102 required) announces the frequency setting
- Sleep timer (30, 60, 90, 120 min. selectable)
- REC and REC remote terminals are provided for tape recorder control and for recording received signals (received frequencies can also be recorded when the optional UT-102 is installed)

Rear view



SPECIFICATIONS

• Frequency coverage : Unit: MHz

	Frequency coverage
U.S.A.	0.10000– 823.99999
	849.00001– 868.99999
	894.00001– 1999.99999*
Europe	0.10000– 1999.99999*
France	0.10000– 87.50000
	108.00000– 1999.99999*

*Specifications guaranteed: 0.1–1000 and 1240–1300 MHz.

• Mode : SSB (USB, LSB), AM (wide, normal, narrow), CW (normal, narrow*), FM (normal, narrow), WFM
*Optional filter required.

• Number of memory channels : 1000 (plus 20 scan edges and 1 priority channel)

• Antenna connector : Below 30 MHz SO-239 (50 Ω)/Phono [RCA (500 Ω)]
Above 30 MHz Type-N (50 Ω)

• Usable temperature range : –10°C to +50°C (+14°F to +122°F)

• Frequency stability : Below 30 MHz ±100 Hz (optional ±20 Hz)
Above 30 MHz ±3 ppm (optional ±0.6 ppm)

• Tuning steps : 10, 50, 100 Hz; 1, 2.5, 5, 9, 10, 12.5, 20, 25, 100 kHz;
1 MHz or programmable (0.5–199.5 kHz/0.5 kHz steps)

• Power supply requirement : 13.8 V DC ±15% (negative ground)
or 117/220/240 V AC (with AD-55/A/V)

• Current drain (at 13.8 V DC) : Standby 1.8 A Max. audio 2.0 A

• Dimensions (projections not included) : 287(W) × 112(H) × 309(D) mm
11.3(W) × 4.4(H) × 12.2(D) in

• Weight : 7.0 kg (15.4 lb)

• Receive system : Superheterodyne

• Intermediate frequencies : Unit: MHz

Frequency band	1st	2nd	3rd
0.1– 29.99999	48.8	10.7	0.455*
30.0– 499.99999	778.7	10.7	0.455*
500.0–1024.99999	266.7	10.7	0.455*

Note: Converter system is adopted above 1025 MHz. *Except WFM.

• Sensitivity : Mode

Frequency band (MHz)	Mode					
	SSB/CW	AM	AM-N	AM-W	FM	WFM
0.1– 0.49999	1.0μV	6.3μV	—	—	—	—
0.5– 1.79999	2.0μV	13.0μV	—	—	—	—
1.8– 1.99999	0.25μV	3.2μV	2.5μV	—	—	—
2.0– 27.99999	0.2μV	2.5μV	2.0μV	—	—	—
28.0– 29.99999	0.2μV	2.5μV	2.0μV	—	0.5μV	—
30.0–999.99999	0.32μV	2.5μV	2.0μV	3.2μV	0.5μV	1.4μV
1240.0–1300.00000	0.32μV	2.5μV	2.0μV	3.2μV	0.5μV	2.0μV

Note: SSB, CW, and AM modes are measured at 10 dB S/N; FM and WFM modes at 12 dB SINAD.

• Squelch sensitivity (threshold/tight) :
1.8–29.99999 MHz SSB, CW, AM-N 10 μV/320 mV
AM, AM-W 0.5 μV/320 mV

28–29.99999 MHz FM 0.5 μV/320 mV
30–1000, 1240–1300 MHz FM, AM, AM-W 0.4 μV/320 mV
WFM, SSB, CW, AM-N 4.5 μV/320 mV

• Selectivity :
WFM More than 150 kHz/–6 dB
FM, AM-W More than 12 kHz/–6 dB
FM-N, AM More than 5.5 kHz/–6 dB
AM-N, SSB, CW More than 2.2 kHz/–6 dB

• Spurious and image rejection ratio : 1.8–29.99999 MHz More than 60 dB
30–1000, 1240–1300 MHz 50 dB (typical)

• Audio output power (at 13.8 V DC) : More than 2.0 W at 10% distortion (8 Ω)

• IF shift variable range : More than ±1.2 kHz

• External speaker connector : 2-conductor 3.5 mm (1/8")/4–8 Ω

All stated specifications are subject to change without notice or obligation.

OPTIONS

Available options may vary between countries.



AH-7000 SUPER WIDEBAND OMNIDIRECTIONAL ANTENNA
Frequency coverage: 25–1300 MHz



IC-MB12 MOBILE MOUNTING BRACKET
Receiver mounting bracket for mobile operation.



SP-23 EXTERNAL SPEAKER
4 audio filters; headphone jack. Input impedance: 8Ω. Max. input power: 5W (Not available for EU countries)



CR-293 HIGH STABILITY CRYSTAL UNIT
Frequency stability: ±0.5 ppm at 0°C to +60°C



UT-102 VOICE SYNTHESIZER UNIT
Provides audible confirmation of an accessed band's frequency.



RS-R8500 REMOTE CONTROL SOFTWARE
Remotely controls the IC-R8500 from a PC.



MB-23 CARRYING HANDLE
For easy portable operation.



SP-21 EXTERNAL SPEAKER
Input impedance: 8 Ω. Max. input power: 5 W



FL-52A CW NARROW FILTER
Center freq.: 455 kHz. Bandwidth: 500 Hz/–6 dB



AD-55/A/V AC ADAPTER
Allows you to power the receiver via domestic AC.

Icom Inc.

1-1-32, Kami-minami, Hirano-ku, Osaka 547-0003, Japan Phone: +81 (06) 6793 5302 Fax: +81 (06) 6793 0013 URL: <http://www.icom.co.jp/world/index.html>

Count on us!

Icom America Inc.

2380 116th Avenue NE,
Bellevue, WA 98004, U.S.A.
Phone: +1 (425) 454-8155
Fax: +1 (425) 454-1509
E-mail: sales@icomamerica.com
URL: <http://www.icomamerica.com>

Icom Canada

Glenwood Centre #150-6165 Highway 17,
Delta, B.C., V4K 5B8, Canada
Phone: +1 (604) 952-4266
Fax: +1 (604) 952-0090
E-mail: info@icomcanada.com
URL: <http://www.icomcanada.com>

Icom (Australia) Pty. Ltd.

Unit 1 / 103 Garden Road,
Clayton, VIC 3168 Australia
Phone: +61 (03) 9549 7500
Fax: +61 (03) 9549 7505
E-mail: sales@icom.net.au
URL: <http://www.icom.net.au>

Icom New Zealand

146A Harris Road, East Tamaki,
Auckland, New Zealand
Phone: +64 (09) 274 4062
Fax: +64 (09) 274 4708
E-mail: inquiries@icom.co.nz
URL: <http://www.icom.co.nz>

Icom (Europe) GmbH

Communication Equipment
Himmelgeister Str. 100,
D-40225 Düsseldorf, Germany
Phone: +49 (0211) 346047
Fax: +49 (0211) 333639
E-mail: info@icomeurope.com
URL: <http://www.icomeurope.com>

Icom Spain S.L.

Ctra. Rubi, No. 88 "Edificio Can Castanyer"
08190, Sant Cugat del Valles, Barcelona, Spain
Phone: +34 (93) 590 26 70
Fax: +34 (93) 589 04 46
E-mail: icom@icomspain.com
URL: <http://www.icomspain.com>

Icom (UK) Ltd.

Unit 9, Sea St., Herne Bay,
Kent, CT6 8LD, U.K.
Phone: +44 (01227) 741741
Fax: +44 (01227) 741742
E-mail: info@icomuk.co.uk
URL: <http://www.icomuk.co.uk>

Icom France s.a.s.

Zac de la Plaine,
1 Rue Brindejonc des Moulinais, BP 45804,
31505 Toulouse Cedex 5, France
Phone: +33 (5) 61 36 03 03
Fax: +33 (5) 61 36 03 00
E-mail: icom@icom-france.com
URL: <http://www.icom-france.com>

Icom Polska

Sopot, 3 maja 54, Poland
Phone: +48 (58) 550 7135
Fax: +48 (58) 551 0484
E-mail: icompolska@icompolska.com.pl
URL: <http://www.icompolska.com.pl>

Asia Icom Inc.

6F No. 68, Sec. 1 Cheng-Teh Road,
Taipei, Taiwan, R.O.C.
Phone: +886 (02) 2559 1899
Fax: +886 (02) 2559 1874
E-mail: sales@asia-icom.com
URL: <http://www.asia-icom.com>

Beijing Icom Ltd.

10C07, Long Silver Mansion, No.88, Yong Ding
Road, Haidian District, Beijing, 100039, China
Phone: +86 (010) 5889 5391/5392/5393
Fax: +86 (010) 5889 5395
E-mail: bjicom@bjicom.com
URL: <http://www.bjicom.com>

Your local distributor/dealer: