



ACY12

FIXED
WIRELESS
COMMUNICATION



High-gain directional antenna, 415-480 MHz



Extended network range and reliable high performance

The mast-mounted ACY12 directional antenna is designed for enhanced broadband high-gain RF radiation in the frequency range 415-480 MHz, with an antenna gain of 11 dBi. It meets rigorous criteria for high performance and extended operating range in fixed wireless networks where outdoor antennas are required because of insufficient radio propagation.

Long service life is ensured by high-quality materials and a moulded watertight balun.

The Carant ACY series of outdoor mast-mounted antennas has been developed specifically for fixed wireless networks. ACY antennas have demonstrated outstanding performance and reliability worldwide, in commercial networks from leading international suppliers of telecommunications equipment.

Carant antennas support all major standards used in fixed wireless networks.

Benefits

- High gain for greater network operating range
- Consistent outstanding performance
- Resistant to extreme climatic conditions
- Long service life
- Robust design

 **Carant**

CARANT ANTENNA H-9028 Győr, Török Ignác u. 66., Hungary
Phone: +36 96 516 010 Fax: + 36 96 516 016 e-mail: carant@carant.hu

FIXED
WIRELESS
COMMUNICATION



ACY12

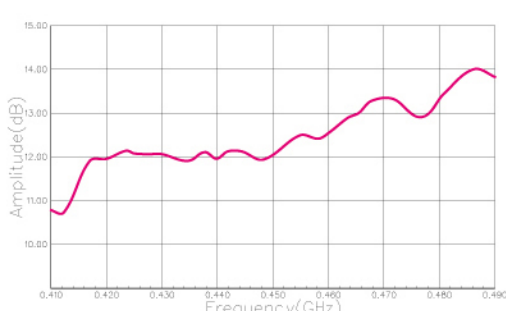


SPECIFICATIONS

High-gain directional antenna, 415-480 MHz

ELECTRICAL DATA

Frequency range	415-480 MHz
Nominal impedance	50 Ω
Gain	12 dBi @ 450 MHz
See figure at right	
VSWR	< 2:1
F/B ratio	>15 dB
Maximum input power	15 W
Polarization	Vertical
Connector type	FME-m

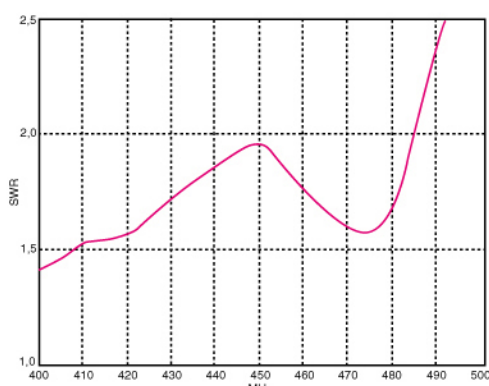


Typical antenna gain

MECHANICAL DATA

Support boom material	Aluminium alloy
Element material	Aluminium alloy
Reflector material	Steel net
Antenna dimensions	1405x420x410 mm
Antenna weight	1200 g
Mounting bracket weight	355 g
Maximum wind speed	25 m/s
Flat plate equivalent	0.01 m ²
Ambient temperature	-40°C - +70°C
Ambient humidity	Max. 98%

Tested according to standards: IEC68-2-1:Ab/Ad
IEC68-2-2:Bb/Bd
IEC68-2-14:Na
IEC68-2-56:Cb
IEC68-2-11:Ka



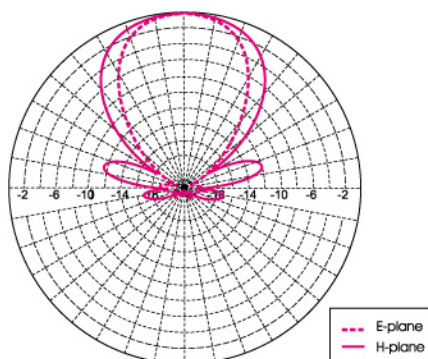
Typical VSWR diagram

SHIPPING DATA

Package weight	2800 g
Package dimensions	790x390x80 mm

OPTIONAL ACCESSORIES

Matching low-loss cable with
FME-connectors



Typical radiation pattern

For more information on how the ACY12 can be customized to your requirements, please contact our Marketing Department.

 **Carant**

CARANT ANTENNA 9028 Győr, Török Ignác u. 66.
Telefon: 96 516 010 Fax: 96 516 016 e-mail: carant@carant.hu